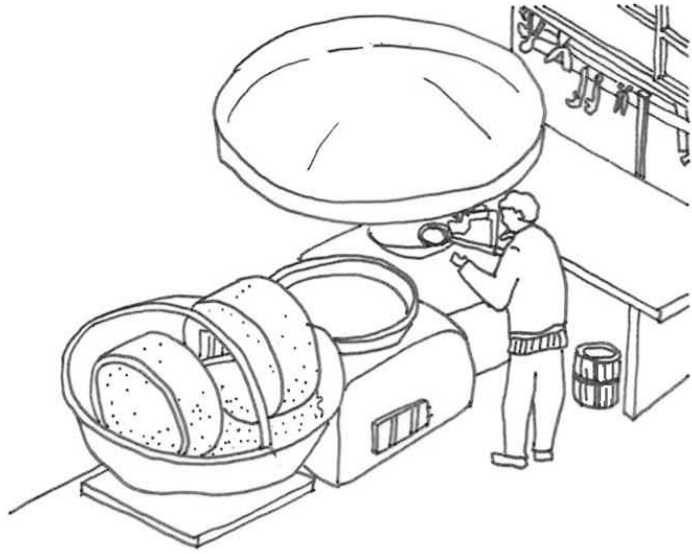


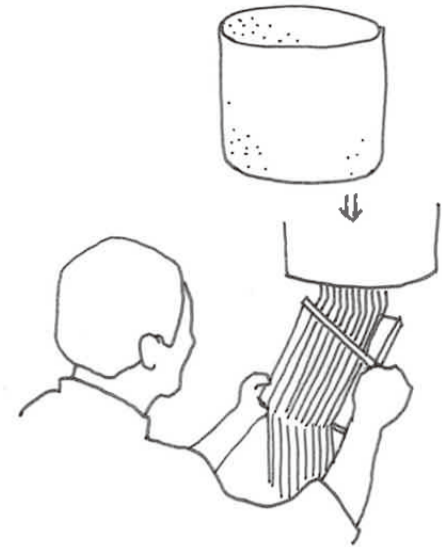
# Making Matsui Incense Sticks

## 1. Kneading



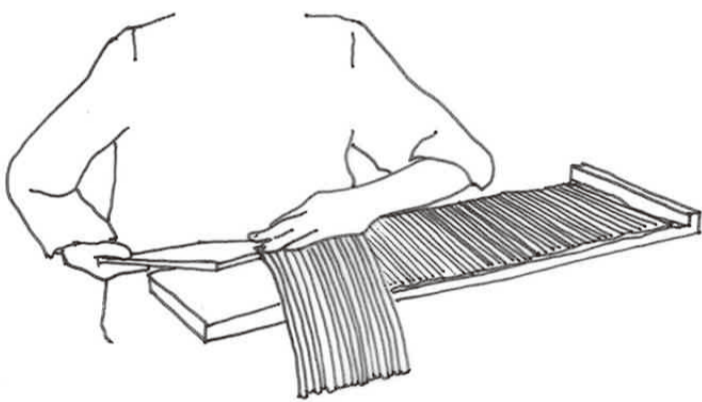
Powdered cedar and sandalwood are mixed with 160–180°F water and dyes and kneaded into a paste using a machine.

## 2. Molding



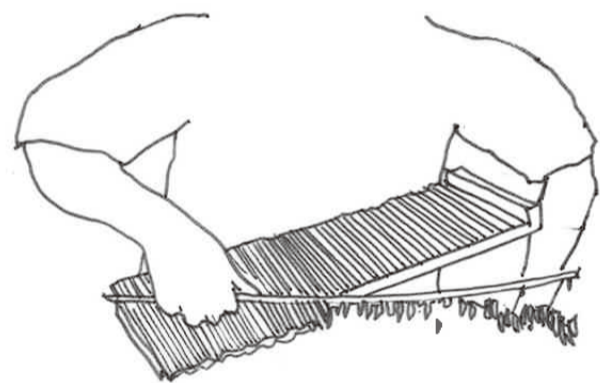
After being kneaded into a cylindrical mass, the paste is shaped into the form of strings using an extrusion machine.

## 3. Arranging




The strings of paste are arranged compactly on a board.

## 4. Cutting



The strings of paste are cut to the same length.

## 5. Drying



The strings of paste are laid out to dry on stacked cardboard sheets. Operable wooden louvers are used to adjust the amount of air they are exposed to.

## 6. Packaging



The dried sticks are weighed and bundled up with paper.

